

# The Turismo

A secure investment.

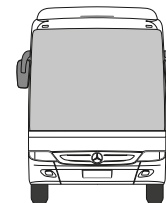
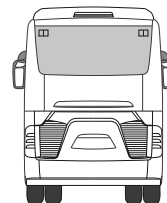
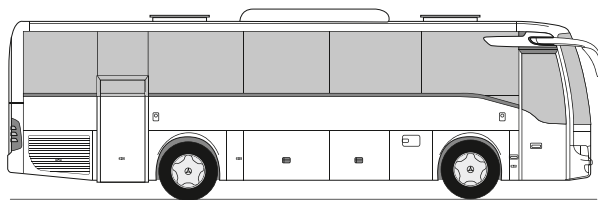
Technical Information



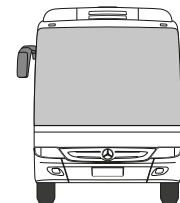

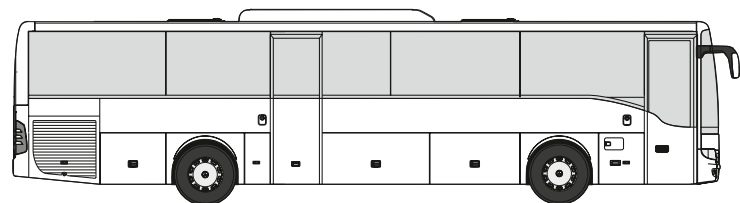
**Mercedes-Benz**  
The standard for buses.

# Model designations

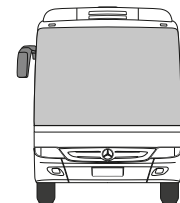

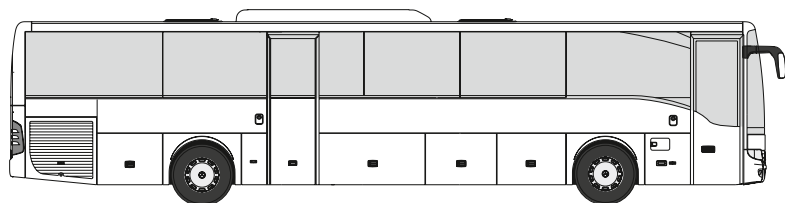
Tourismo K (C 632.460-13)



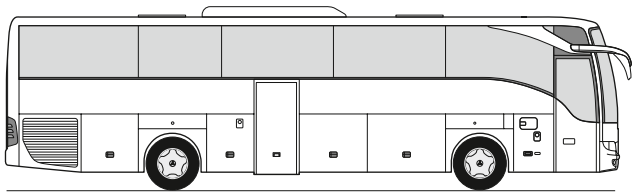
Tourismo RH (C 632.420-13)



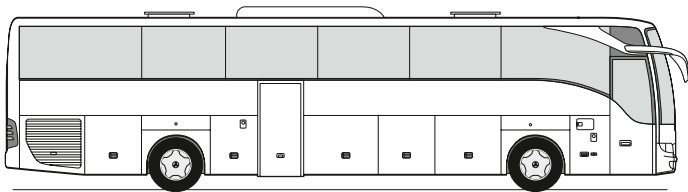
Tourismo RH M (C 632.440-13)



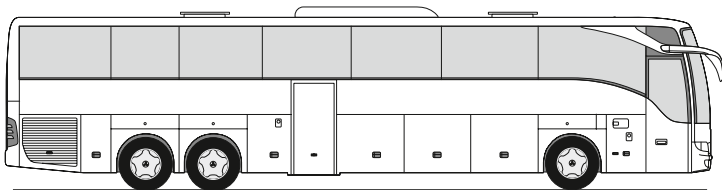
Tourismo (15 RHD, C 632.410-13)




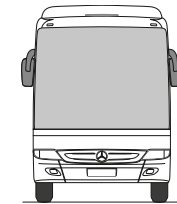
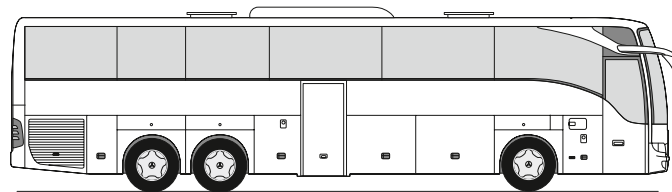
Tourismo M/2 (16 RHD-2, C 632.431-13)



Tourismo L (17 RHD, C 632.451-13)



Tourismo M (16 RHD, C 632.470-13)



# Dimensions and weights

	Tourismo K	Tourismo RH	Tourimo RH M
Vehicle length	10,320 mm	12,140 mm	12,980 mm
Vehicle width	2,550 mm	2,550 mm	2,550 mm
Vehicle height (incl. air conditioning system)	approx. 3,365 mm	approx. 3,355 mm	approx. 3,355 mm
Wheelbase, front axle-drive axle	4,985 mm	6,080 mm	6,920 mm
Forward/rear overhang	2,155/3,180 mm	2,760/3,300 mm	2,760/3,300 mm
Angle of approach/departure	8.7°/7.5°	7.65°/6.9°	7.65°/6.9°
Tyre size	295/80 R 22.5	295/80 R 22.5	295/80 R 22.5
Seats (standard, without optional extras)	1/41	1/51	1/55
Step height door 1/ door 2	approx. 350/370 mm	approx. 350/365 mm	approx. 350/365 mm
Internal door width door 1/ door 2	774/774 mm	774/774 mm	774/774 mm
Standing height in aisle	approx. 2,010 mm	approx. 2,010 mm	approx. 2,010 mm
Height of floor, driver's area (above road surface)	approx. 860 mm	approx. 860 mm	approx. 860 mm
Height of floor, aisle (above road surface)	approx. 1,060 mm	approx. 1,060 mm	approx. 1,060 mm
Platform height (above aisle floor)	150 mm	150 mm	150 mm
Waistline height (above platforms)	655 mm	655 mm	655 mm
Luggage compartment / capacity	approx. 4.2 m <sup>3</sup>	approx. 6.7 m <sup>3</sup>	approx. 7.9 m <sup>3</sup>
Fuel tank capacity	approx. 340 l	approx. 340 l	approx. 340 l
Capacity of AdBlue® additive tank	approx. 40 l	approx. 40 l	approx. 40 l
Gross vehicle weight, max. permissible*	18,000 kg	18,000 kg	18,000 kg
<b>Axle loads, max. permissible*</b>			
- Front axle	7,100 kg	7,100 kg	7,100 kg
- Drive axle	11,500 kg	11,500 kg	11,500 kg

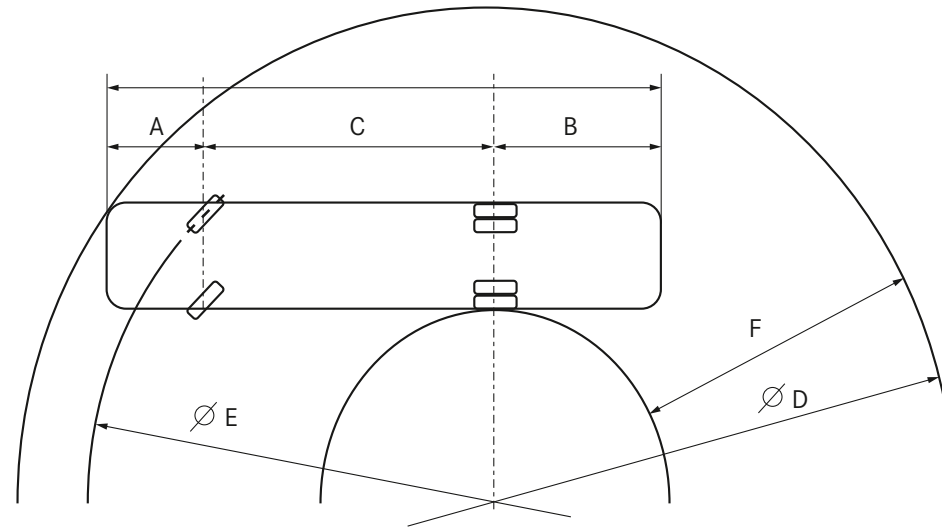
\* Depends on country of registration (example is for Germany)

	Tourismo	Tourismo M/2	Tourismo M	Tourismo L
Vehicle length	12,140 mm	12,960 mm	12,960 mm	13,990 mm
Vehicle width	2,550 mm	2,550 mm	2,550 mm	2,550 mm
Vehicle height (incl. air conditioning system)	approx. 3,620 mm	approx. 3,620 mm	approx. 3,620 mm	approx. 3,620 mm
Wheelbase, front axle-drive axle	6,080 mm	6,900 mm	6,080 mm	7,110 mm
Wheelbase, drive axle-trailing axle	–	–	1,350 mm	1,350 mm
Forward/rear overhang	2,760/3,300 mm	2,760/3,300 mm	2,760/2,770 mm	2,760/2,770 mm
Angle of approach/departure	7.65° / 6.9°	7.65° / 6.9°	7.65° / 8.4°	7.65° / 8.4°
Tyre size	295/80 R 22.5	295/80 R 22.5	295/80 R 22.5	295/80 R 22.5
Seats (standard, without optional extras)	1/51	1/55	1/55	1/59
Step height door 1 / door 2	approx. 350/325 mm	approx. 350/325 mm	approx. 350/325 mm	approx. 350/325 mm
Internal door width door 1 / door 2	770/590-650 mm**	770/590-650 mm**	770/590-650 mm**	770/590-650 mm**
Standing height in aisle	approx 2,010 mm	approx 2,010 mm	approx 2,010 mm	approx 2,010 mm
Height of floor, driver's area (above road surface)	approx. 860 mm	approx. 860 mm	approx. 860 mm	approx. 860 mm
Height of floor, aisle (above road surface)	approx. 1,330 mm	approx. 1,330 mm	approx. 1,330 mm	approx. 1,330 mm
Platform height (above aisle floor)	150 mm	150 mm	150 mm	150 mm
Waistline height (above platforms)	750 mm	750 mm	750 mm	750 mm
Luggage compartment / capacity	approx. 9.6 m <sup>3</sup>	approx. 11.8 m <sup>3</sup>	approx. 9.6 m <sup>3</sup>	approx. 12.2 m <sup>3</sup>
- with toilet	approx. -1.2 m <sup>3</sup>	approx. -1.2 m <sup>3</sup>	approx. -1.2 m <sup>3</sup>	approx. -1.2 m <sup>3</sup>
- with driver's sleeping cab	approx. -1.4 m <sup>3</sup>	approx. -1.4 m <sup>3</sup>	approx. -1.4 m <sup>3</sup>	approx. -1.4 m <sup>3</sup>
Fuel tank capacity	approx. 480 l	approx. 480 l	approx. 480 l	approx. 480 l
Capacity of AdBlue® additive tank	approx. 40 l	approx. 40 l	approx. 40 l	approx. 40 l
Gross vehicle weight, max. permissible*	18,000 kg	18,000 kg	24,000 kg	24,000 kg
<b>Axle loads, max. permissible*</b>				
- Front axle	7,100 kg	7,100 kg	7,100 kg	7,100 kg
- Drive axle	11,500 kg	11,500 kg	11,500 kg	11,500 kg
- Trailing axle	–	–	5,750 kg	5,750 kg

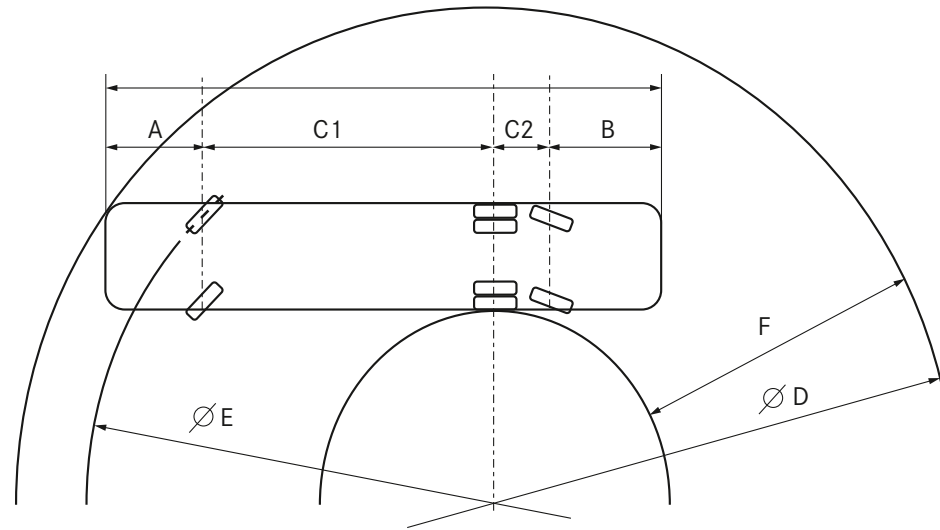
\* Depends on country of registration (example is for Germany)

\*\*depending on seating arrangement

# Turning circle

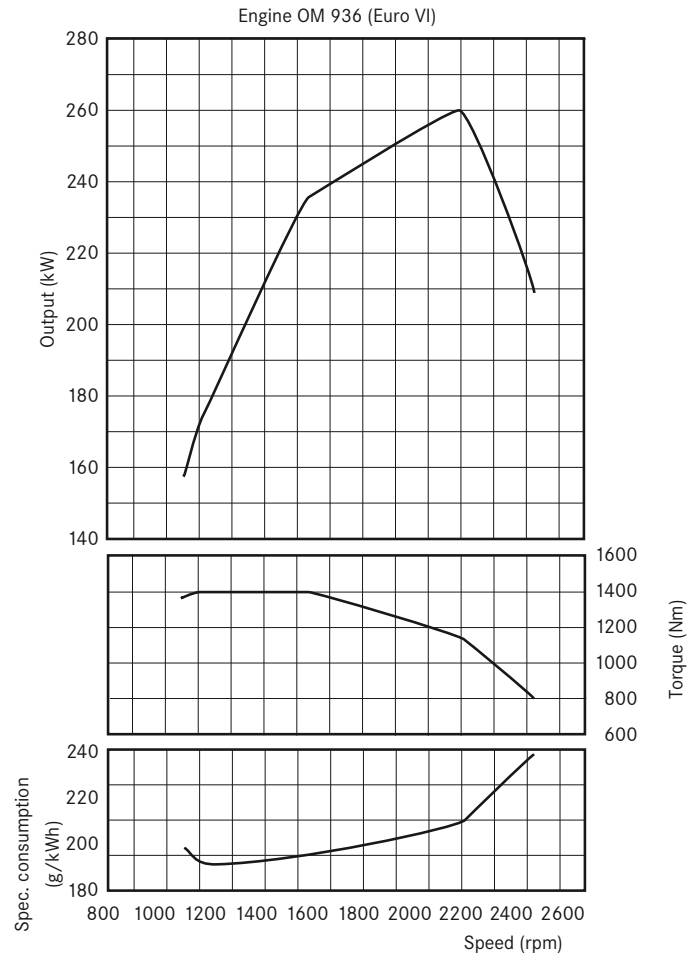


	Tourismo K	Tourismo RH	Tourismo RH M	Tourismo	Tourismo M/2
A: Front overhang	2,155 mm	2,760 mm	2,760 mm	2,760 mm	2,760 mm
B: Rear overhang	3,180 mm	3,300 mm	3,300 mm	3,300 mm	3,300 mm
C: Wheelbase	4,985 mm	6,080 mm	6,920 mm	6,080 mm	6,900 mm
D: Minimum turning circle	approx. 17,200 mm	approx. 20,980 mm	approx. 23,120 mm	approx. 20,980 mm	approx. 23,070 mm
E: Minimum track circle	approx. 14,125 mm	approx. 16,910 mm	approx. 19,050 mm	approx. 16,910 mm	approx. 19,005 mm
F: Swept annular width – minimum turning circle	approx. 5,910 mm	approx. 6,930 mm	approx. 7,330 mm	approx. 6,930 mm	approx. 7,320 mm
D: BOKraft turning circle	25,000 mm	25,000 mm	25,000 mm	25,000 mm	25,000 mm
F: BOKraft swept annular width	approx. 4,530 mm	approx. 5,870 mm	approx. 6,750 mm	approx. 5,870 mm	approx. 6,720 mm
F: Maximum permissible swept annular width according to BOKraft	7,200 mm	7,200 mm	7,200 mm	7,200 mm	7,200 mm
Maximum front axle turning angle, inside/outside wheel	58°/46°	58°/46°	58°/46°	58°/46°	58°/46°





	<b>Tourismo M</b>	<b>Tourismo L</b>
A: Front overhang	2,760 mm	2,760 mm
B: Rear overhang	2,770 mm	2,770 mm
C1: Wheelbase front axle-drive axle	6,080 mm	7,110 mm
C2: Wheelbase drive axle-trailing axle	1,350 mm	1,350 mm
D: Minimum turning circle	approx. 20,730 mm	approx. 23,140 mm
E: Minimum track circle	approx. 16,670 mm	approx. 19,075 mm
F: Swept annular width - minimum turning circle	approx. 6,880 mm	approx. 7,335 mm
D: BOKraft turning circle	25,000 mm	25,000 mm
F: BOKraft swept annular width	approx. 5,705 mm	approx. 6,680 mm
F: Maximum permissible swept annular width according to BOKraft	7,200 mm	7,200 mm
Maximum front axle turning angle, inside/outside wheel	58°/46°	58°/46°

# Drive train/Technology



$P_{\max}$  260 kW at 2,200 rpm (80/1269/EEC)  
 $T_{\max}$  1,400 Nm at 1,200-1,600 rpm

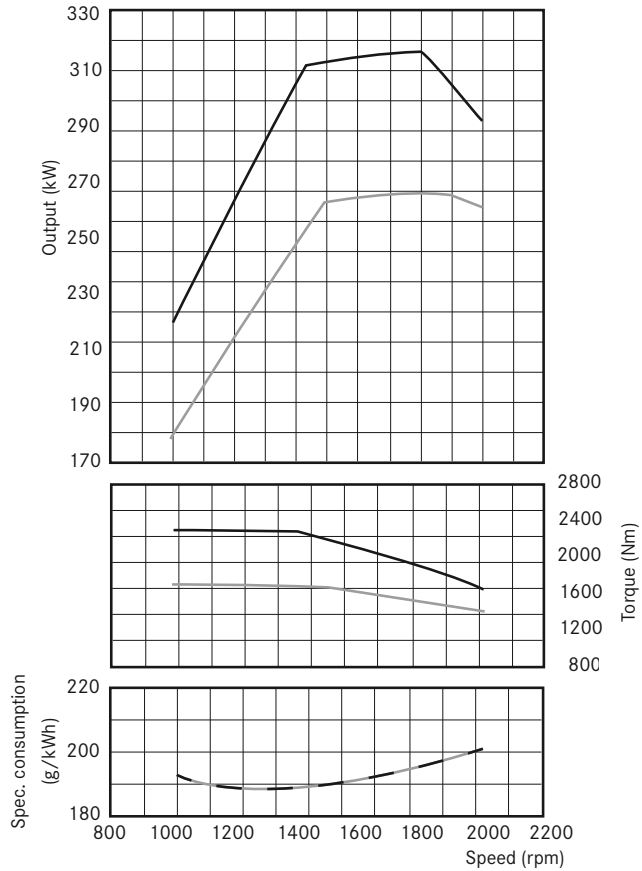
Steady-state full-load curves



	Tourismo K
Engine (Euro VI)	OM 936
Displacement	7,700 cm <sup>3</sup>
Output (standard)	260 kW
Cylinders/arrangement	6/in-line
Max. torque	1,400 Nm at 1,200-1,600 rpm
Transmission	Mercedes-Benz GO 190
Steering	ZF 8098 Servocom
<b>Axles</b>	
- Front axle	ZF, independent wheel suspension
- Drive axle	Mercedes-Benz RO 440
<b>Brakes</b>	
	Electro-pneumatic braking system (EBS) with disc brakes
	Secondary Water Retarder (SWR)
	Anti-lock Braking System (ABS)
	Acceleration Slip Regulation (ASR)
	Brake Assist System (BAS)
	Retarder System Integration (DBL)





Engine OM 470 (Euro VI)



—  $P_{\max}$  315 kW at 1,800 rpm (80/1269/EEC)  
 $T_{\max}$  2,100 Nm at 1,100 rpm  
 - - -  $P_{\max}$  265 kW at 1,800 rpm (80/1269/EEC)  
 $T_{\max}$  1,700 Nm at 1,100 rpm

Steady-state full-load curves



Tourismo RH, Turismo RH M  
Tourismo, Turismo M/2

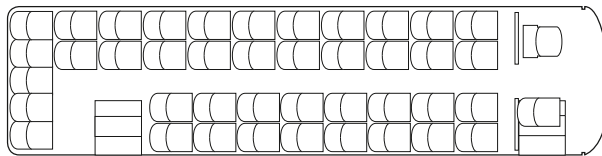
Tourismo M, Turismo L

Engine (Euro VI)	OM 470	OM 470
Displacement	10,677 cm <sup>3</sup>	10,677 cm <sup>3</sup>
Output (standard)	265 kW	315 kW
Cylinders/arrangement	6/in-line	6/in-line
Max. torque	1,700 Nm at 1,100 rpm	2,100 Nm at 1,100 rpm
Transmission	Mercedes-Benz GO 210	Mercedes-Benz GO 210
Steering	ZF 8098 Servocom	ZF 8098 Servocom
<b>Axles</b>		
- Front axle	ZF, independent wheel suspension	ZF, independent wheel suspension
- Drive axle	Mercedes-Benz RO 440	Mercedes-Benz RO 440
- Trailing axle	-	ZF, independent wheel suspension, Actively steered trailing axle (RAS)
<b>Brakes</b>		
	Electro-pneumatic braking system (EBS) with disc brakes	
	Secondary Water Retarder (SWR)	
	Anti-lock Braking System (ABS)	
	Acceleration Slip Regulation (ASR)	
	Brake Assist System (BAS)	
	Retarder System Integration (DBL)	

# Seating variants Turismo K

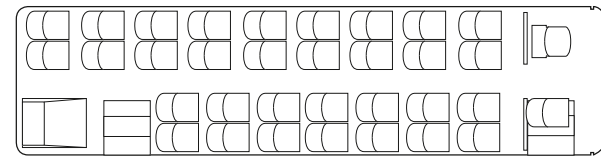
## Turismo K (C 632.460-13)

### Standard



Number of seats: 41  
Galley: no  
Toilet: no

### Special equipment (example)

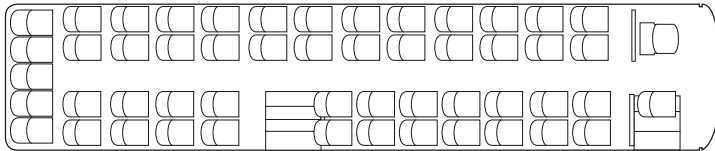


Number of seats: 32  
Galley: no  
Toilet: yes

# Seating variants Turismo RH / RH M

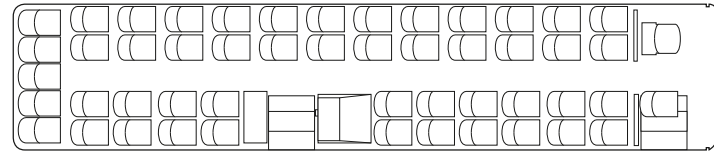
## Turismo RH (C 632.420-13)

### Standard



Number of seats: 51  
Galley: no  
Toilet: no

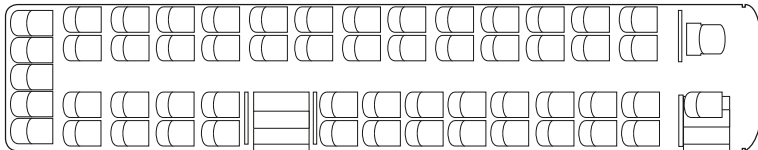
### Special equipment (example)



Number of seats: 49  
Galley: yes  
Toilet: yes

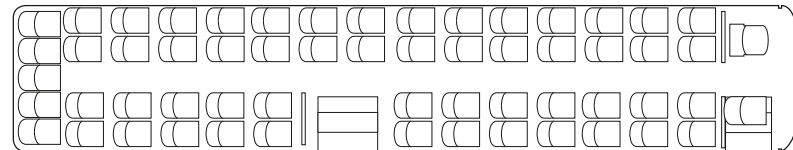
## Turismo RH M (C 632.440-13)

### Standard



Number of seats: 55  
Galley: no  
Toilet: no

### Special equipment (example)

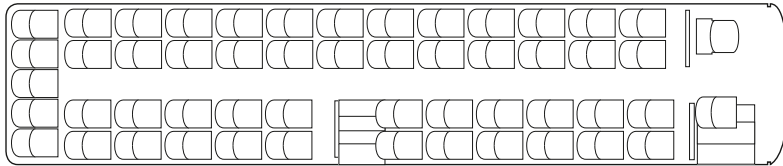


Number of seats: 57  
Galley: no  
Toilet: no

# Seating variants Turismo

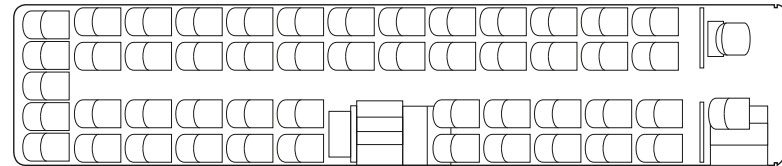
## Turismo (15 RHD, C 632.410-13)

### Standard



Number of seats: 51  
Galley: no  
Toilet: no

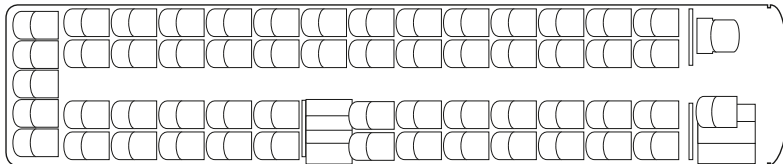
### Special equipment (example)



Number of seats: 49  
Galley: yes  
Toilet: yes

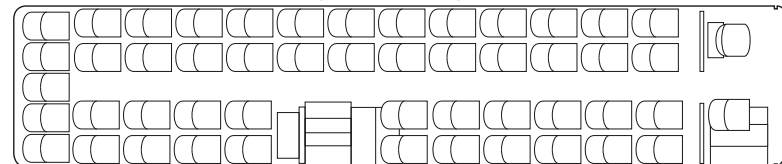
## Turismo M/2 (16 RHD-2, C 632.431-13)

### Standard



Number of seats: 55  
Galley: no  
Toilet: no

### Special equipment (example)

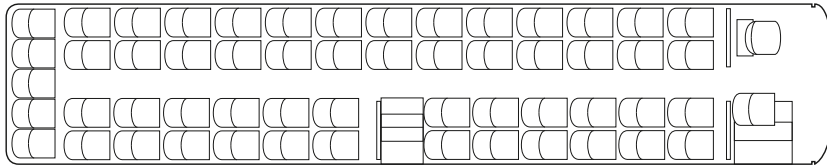


Number of seats: 49  
Galley: yes  
Toilet: yes

# Seating variants Turismo

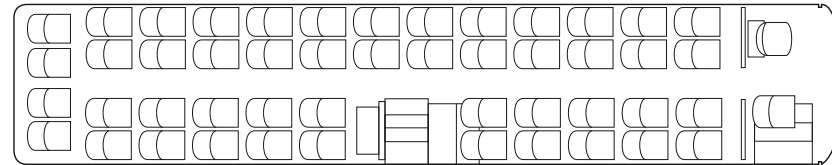
## Tourismo M (16 RHD, C 632.470-13)

### Standard



Number of seats: 55  
Galley: no  
Toilet: no

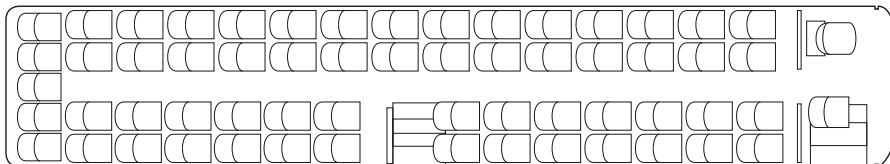
### Special equipment (example)



Number of seats: 48  
Galley: yes  
Toilet: yes

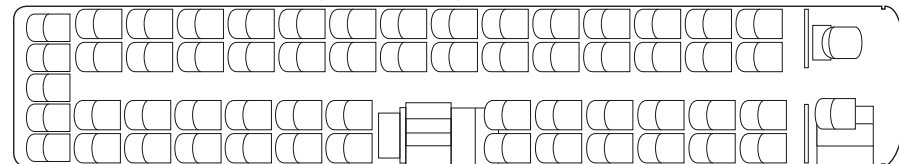
## Tourismo L (17 RHD, C 632.451-13)

### Standard



Number of seats: 59  
Galley: no  
Toilet: no

### Special equipment (example)



Number of seats: 57  
Galley: yes  
Toilet: yes

# Standard and special equipment (selected)

Engine and running gear	Tourismo K	Tourismo RH/RH M	Tourismo	Tourismo M/2	Tourismo M	Tourismo L
Engine Mercedes-Benz OM 936, 260 kW (Euro VI)	●	-	-	-	-	-
Engine Mercedes-Benz OM 470, 265 kW (Euro VI)	-	●	●	●	-	-
Engine Mercedes-Benz OM 470, 290 kW (Euro VI)	-	○	○	○	-	-
Engine Mercedes-Benz OM 470, 315 kW (Euro VI)	-	-	○	○	●	●
Transmission Mercedes-Benz GO 190, 6-speed, manual, power-assisted	●	-	-	-	-	-
Transmission Mercedes-Benz GO 210, 6-speed, manual, power-assisted	-	●	●	●	●	●
Transmission Mercedes-Benz GO 250-8 (PowerShift), 8-speed, automated	○	○	○	○	○	○
Secondary Water Retarder (SWR)	●	●	●	●	●	●
Electro-pneumatic braking system (EBS)	●	●	●	●	●	●
Electronic Stability Programme (ESP®)	●	●	●	●	●	●
Brake Assist System (BAS)	●	●	●	●	●	●
Continuous Braking Limiter (DBL)	●	●	●	●	●	●
Anti-lock Braking System (ABS)	●	●	●	●	●	●
Anti-Slip Regulation (ASR)	●	●	●	●	●	●
Bus stop brake with /without pull-away lock	○	○	○	○	○	○
Combined body lowering and lifting mechanism	●	●	●	●	●	●
Air suspension via electronic level control system (ENR)	●	●	●	●	●	●
Hub caps of stainless steel	○	○	○	-	○	○
Alloy rims with hub centring	○	○	○	●	○	○

Technical modifications may have occurred after the copy deadline. This data sheet is only an extract of possible equipment. Some equipment items are country-dependent. We reserve the right to make technical modifications. Therefore, please contact your Mercedes-Benz sales representative for the latest binding version.

● Standard equipment/Equipment at no extra charge    ○ Optional extras

Driver's area	Tourismo K	Tourismo RH/RH M	Tourismo	Tourismo M/2	Tourismo M	Tourismo L
Driver's seat GRAMMER Tourea MSG 90.6	●	●	●	●	●	●
Driver's seat ISRI 6860/875	○	○	○	○	○	○
Seat heater for driver seat	○	○	○	○	○	○
Steering column with height and tilt adjustment, steering wheel lock	●	●	●	●	●	●
Cruise control	●	●	●	●	●	●
AEBS (Advanced Emergency Braking System)*	●*	●*	●*	●*	●*	●*
Lane Assist (SPA)*	●*	●*	●*	●*	●*	●*
Exterior mirrors heated/electrically adjustable	●/●	●/○	●	●	●	●
Fuel consumption display	○	○	○	○	○	○
Microphone integrated in back of driver's seat	●	●	●	●	●	●
Bluetooth hands-free	○	○	○	○	○	○
Central locking system for luggage compartment doors, doors and filler caps via radio remote control	○	○	○	○	○	○
Satellite navigation system BOSCH	○	○	○	○	○	○
Navigation display via video monitors, control via passenger compartment	○	○	○	○	○	○
Heated windscreen	○	○	○	○	○	○
Roll-up sun screen on windscreen right and left, power operated	●	○	●	●	●	●
Fire detection system with detection line for engine compartment monitoring	●	●	●	●	●	●
Tyre pressure control	○	○	○	○	○	○
Rear-view camera	○	○	○	○	○	○

\* For Tourismo RHD available from March 2015, for RH/K from July 2015

● Standard equipment/Equipement at no extra charge    ○ Optional extras

Interior	Tourismo K	Tourismo RH/RH M	Tourismo	Tourismo M/2	Tourismo M	Tourismo L
Seating Travel Star Eco (TSE 2), rigid backrest, integrated aisle-side grab handles, bag hook, 2-point seat belt	●	○	●	●	●	●
Seating Inter Star Eco (ISE), attached handle, aisle-side corner handle, 2-point seat belt	-	●	-	-	-	-
Luxline upholstery for passenger seats in fabric or leather	○	○	○	○	○	○
Softline upholstery for passenger seats in fabric	○	○	○	○	○	○
Armrests on aisle-side	○	○	○	○	○	○
Centre armrests (folding armrest) between seats	○	○	○	○	○	○
Folding tables on seat backs	○	○	○	○	○	○
2-point seat belt on all passenger seats	●	●	●	●	●	●
Footrests on the seat frames	○	○	○	○	○	○
Toilet	○	○	○	○	○	○
Galley	○	○	○	○	○	○
Refrigerator in the instrument panel, front right	○	○	●	●	●	●
Refrigerator on aisle-side at toilet cabin	-	○	○	○	○	○
Floor mats in passenger compartment and at entries	○	○	○	○	○	○
Sidewall lining in needle felt	●	●	●	●	●	●

● Standard equipment/Equipment at no extra charge    ○ Optional extras



<b>Tour guide's seat</b>	<b>Tourismo K</b>	<b>Tourismo RH/RH M</b>	<b>Tourismo</b>	<b>Tourismo M/2</b>	<b>Tourismo M</b>	<b>Tourismo L</b>
Tour guide's seat, single (on aisle side) with armrest, 3-point seat belt, foldup seat cushion	●	●	●	●	●	●
Tour guide's seat, 2 seats with armrests, 3-point seat belt, foldup seat cushion	○	○	○	-	○	○
Reading light on A-pillar for tour guide's seat	○	○	○	○	○	○
Microphone for tour guide's seat with helix cable	○	○	○	○	○	○
Tour guide's cabinet behind front entry, wall-side	-	-	○	○	○	○

<b>Information systems</b>	<b>Tourismo K</b>	<b>Tourismo RH/RH M</b>	<b>Tourismo</b>	<b>Tourismo M/2</b>	<b>Tourismo M</b>	<b>Tourismo L</b>
Audio system, Classic Line, incl. CD player	●	●	●	●	●	●
Audio and video system, Professional Line 3, incl. DVD and CD player	○	○	○	○	○	○
Multi-function antenna for radio and mobile phone	●	●	●	●	●	●
Loudspeakers in the passenger compartment	●	●	●	●	●	●
15" LCD video monitor at front, fixed installation	○	○	○	○	○	○
19" LCD video monitor at front, fixed installation	-	-	○	○	○	○
15" LCD video monitor in the middle, fixed installation	-	○	○	○	○	○
19" LCD video monitor in the middle, fixed installation	-	-	○	○	○	○

● Standard equipment/Equipment at no extra charge    ○ Optional extras

<b>Climate control</b>	<b>Tourismo K</b>	<b>Tourismo RH/RH M</b>	<b>Tourismo</b>	<b>Tourismo M/2</b>	<b>Tourismo M</b>	<b>Tourismo L</b>
Roof-mounted air conditioner, 32 kW cooling capacity, climate control	●	○	●	●	●	-
Roof-mounted air conditioner, 35 kW cooling capacity, climate control	-	○	○	○	○	●
Roof-mounted air conditioner, 39 kW cooling capacity, climate control	-	○	○	○	○	○
Driver area climate control	○	○	●	●	●	●
Roof-duct ventilation system with integrated heating	-	●	-	-	-	-
Convection heaters mounted on side panels	●	●	●	●	●	●
Roof hatches electrically operated	○	○	○	○	○	○

<b>Others</b>	<b>Tourismo K</b>	<b>Tourismo RH/RH M</b>	<b>Tourismo</b>	<b>Tourismo M/2</b>	<b>Tourismo M</b>	<b>Tourismo L</b>
Xenon headlamps with headlight cleaning system	○	○	○	○	○	○
Luggage compartment doors with lift kinematics	-	-	○	○	○	○
Luggage compartment doors with swing-out kinematics	●	●	●	●	●	●
Multi-purpose area with roller shutter behind centre entry and partition	-	-	○	○	○	○
Driver's rest area behind centre entry, intercom, heating	-	-	○	○	○	○
Trailer coupling (various designs)	○	○	○	○	○	○
Ski box type G/I, mounting brackets at rear with socket	○	○/-	○	-	○	○

● Standard equipment/Equipment at no extra charge    ○ Optional extras

# Glossary

## **Anti-lock Braking System (ABS):**

The braking forces acting on the individual wheels are distributed by the ABS so that even in an emergency braking situation no wheel is blocked for any length of time and the steering performance of the bus is largely maintained.

## **Acceleration slip regulation (ASR):**

ASR prevents wheelspin when driving away on a slippery surface. It provides no more power than the drive wheels are able to transfer to the road surface. Wheelspin by one wheel - e.g. on an icy roadside - is prevented by metered braking.

## **Brake Assist (BAS):**

The BAS electronics are able to detect emergency braking situations and automatically build up maximum braking power within fractions of a second. This shortens the stopping distance of the coach by a measurable amount.

## **Cataphoretic immersion priming:**

Cataphoretic immersion priming (KTL) is an electro-chemical process for coating the complete body shell in an immersion bath. It is ideal for painting complicated structures and large numbers of units. This water-based paint protects the vehicle so perfectly against corrosion because the paint coat is applied everywhere to the body with uniform thickness. Cataphoretic immersion priming is demonstrably the best protection currently available in vehicle construction.

## **Electronic level control:**

Passengers and luggage are not always evenly distributed in the vehicle. As a result, the height of the vehicle varies from wheel to wheel. The electronic level control automatically regulates the vehicle height at each wheel so that the step height is always the same.

## **Electro-pneumatic braking system (EBS):**

EBS is a further development of the conventional air brake and offers numerous advantages. When braking, the control unit first activates the retarder. If greater deceleration is required, the control unit uses the information in the data network to determine the optimum braking pressure for every axle. The electronic braking system thus results in much shorter stopping distances and significantly less brake disc and lining wear and tear.

## **Electronic Stability Programme (ESP®):**

In situations where the driving dynamics are critical, ESP® selectively controls engine output and the braking forces on each wheel individually. Within the boundaries of physics, finely regulating the braking of the vehicle in this way prevents any possible “breakaway” by the bus. ESP® therefore contributes noticeably to a reduction in the tendency to understeer and risk of skidding during cornering or evasive manoeuvres.

About the information in this brochure: Information about the product is subject to change after this brochure went to press (June 2014). The manufacturer reserves the right to make changes in the design or form, deviations in colour, and changes to the scope of supply during the delivery period, insofar as the changes or deviations are reasonable for the customer, having regard to the interests of the seller. The illustrations may also show accessories and special equipment optional extras that do not form part of the standard scope of supply. Colours may vary for typographical reasons.

This brochure may also contain models and support services that are not available in some countries. Statements about statutory, legal and tax regulations and their effects are only applicable in the Federal Republic of Germany at the time this brochure went to press. Therefore please contact your Mercedes-Benz sales representative for the latest binding version. [www.mercedes-benz.de/omnibus](http://www.mercedes-benz.de/omnibus)

EvoBus GmbH, Neue Str. 95, 73230 Kirchheim unter Teck

BUS/MPM-M - 6098.1101.02.10/0614/08 Printed in Germany